

# Just One Owl

## Activity Kit



by Carolyn Crimi  
illustrated by Janie Bynum







# Just One Owl

by Carolyn Crimi  
illustrated by Janie Bynum



## In this activity kit:

	Page
Coloring pages (3)	3
Printable color bookmarks	6
Cut-and-color bookmarks	7
Draw any animal you would like to have as a friend.	8
Choose one animal from the story and write about it.	9
Venn diagram: Compare Owl and Bat	10
What are some activities Owl and Bat could do together?	11
Match the animals!	12
Read a nonfiction book about an animal from the story.	13
Create a midnight snack recipe for Owl and Bat.	14
Help Owl and Bat plan a night party!	15
Solve Owl and Bat math problems.	16
What do you think Squirrels talk about?	17
Engineering project: Build a playhouse for Owl and Bat.	18
Other ideas	18
Center ideas	19

## Phonics features from the book:

**short vowels:** at, bat, big, branch, in, just, landed, on, past, ran, sat, wind, with

**long vowels:** fly, glided, leaves, nearby, play, shone, sky, smiles, trees

**variant vowels:** flew, small, woods

**diphthong:** owl

**schwa:** alone

**r-controlled:** dark, deer, nearby, stars, where

**blends:** branch, flew, fly, just, landed, past, play, sky, smiles, stars, wind

**digraphs:** branch, shone, where, with

**silent letters:** talk, two

**inflectional endings:** eyes, glided, landed, leaves, smiles, squirrels, stars, trees, woods

**sight words:** a, four, into, is, one, said, the, to, two

**two syllables:** glided, nearby, over, squirrels

**homophones:** to, two

**story words:** eyes, friend, landed, squirrels, winked

Name: \_\_\_\_\_



**JUST ONE OWL Coloring Page 1**

Name: \_\_\_\_\_



**JUST ONE OWL Coloring Page 2**

Name: \_\_\_\_\_



**JUST ONE OWL Coloring Page 3**

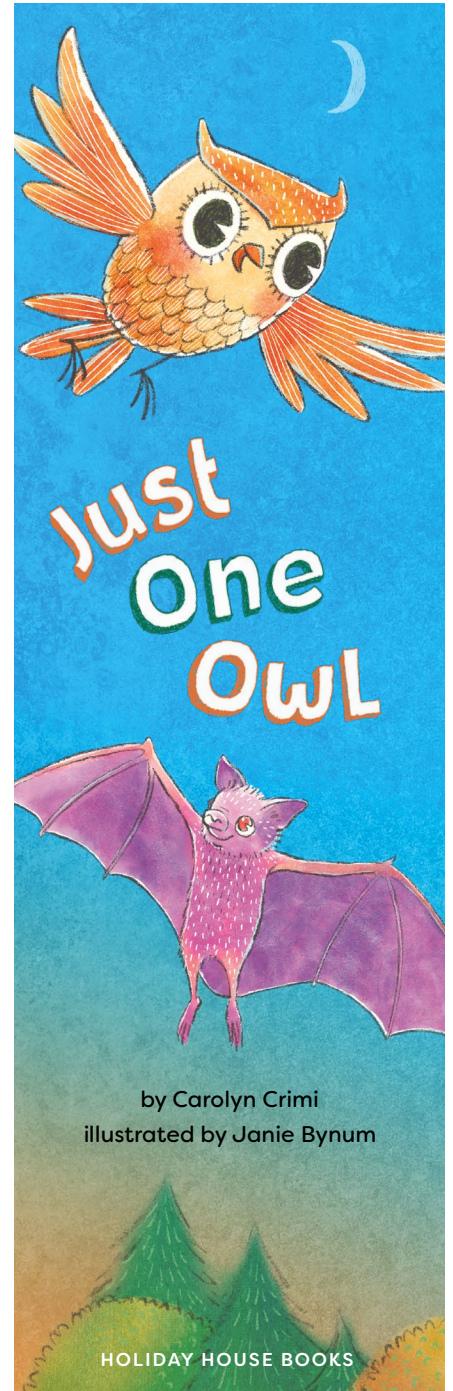
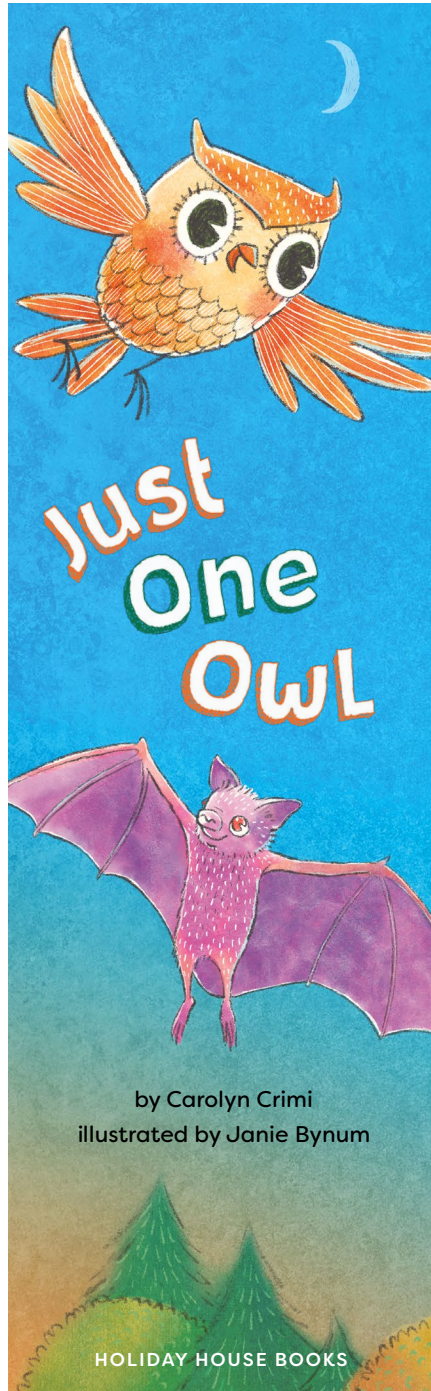
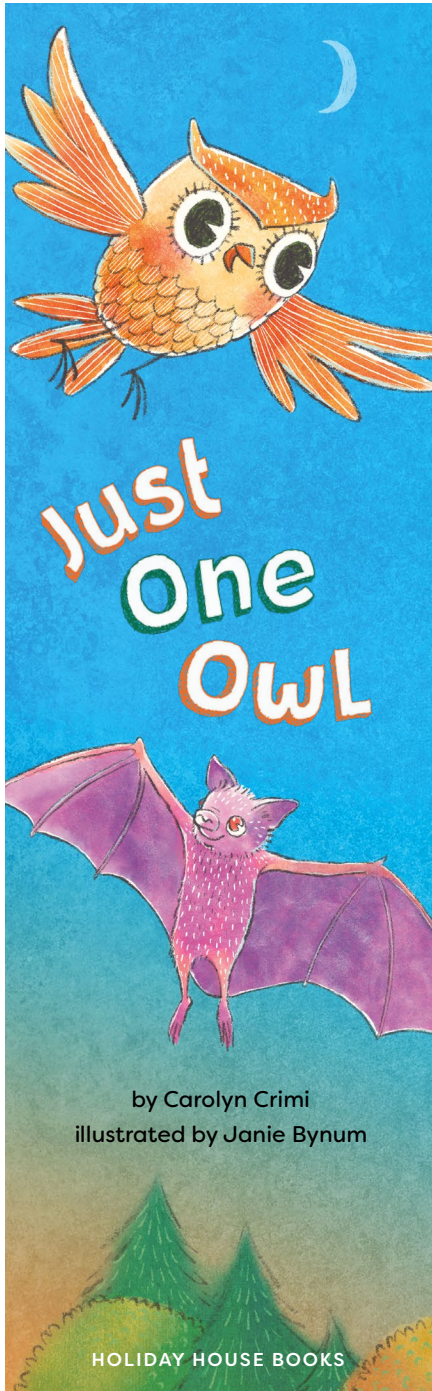


# Just One Owl

by Carolyn Crimi  
illustrated by Janie Bynum

## Printable color bookmarks

Print this page on cardstock and cut out these bookmarks to share.







# Just One Owl

by Carolyn Crimi  
illustrated by Janie Bynum



## Cut-and-color bookmarks

Print this page on cardstock, cut out,  
and share with kids to color.







# Just One Owl

by Carolyn Crimi  
illustrated by Janie Bynum



Name: \_\_\_\_\_

**Draw any animal you would like to have as a friend.**






A cartoon illustration of a purple bat hanging upside down from a brown branch. The bat has large, spread-out wings and a small, round body with a pinkish-purple face and large, orange eyes. The background is a solid blue color.

# Just One Owl

by Carolyn Crimi  
illustrated by Janie Bynum

Name: \_\_\_\_\_



## Compare Owl and Bat.

Use this Venn diagram to show how Owl and Bat are different and how they are the same.



Owl

Bat

Both







by Carolyn Crimi  
illustrated by Janie Bynum




**Name:** \_\_\_\_\_

## What are some activities Owl and Bat could do together?

Make a list and draw two of those activities.

[illegible]



# Just One Owl



by Carolyn Crimi  
illustrated by Janie Bynum



Name: \_\_\_\_\_

## Match the animals!

Draw a line from one animal to the other that is the same.







# Just One Owl

by Carolyn Crimi  
illustrated by Janie Bynum



Name: \_\_\_\_\_

**Read a nonfiction book about one of the animals in the story.**

Write down three things you learned.

**My animal:** \_\_\_\_\_

**Fact 1:** \_\_\_\_\_

---

---

---

**Fact 2:** \_\_\_\_\_

---

---


---

**Fact 3:** \_\_\_\_\_

---

---

---



# Just One Owl

by Carolyn Crimi  
illustrated by Janie Bynum



Name: \_\_\_\_\_

## Create a midnight snack recipe for Owl and Bat.

What would they like to eat? Make a recipe card with the list of ingredients and instructions for making their snack.



**Snack:**



**Ingredients:**

---

---

---

---

---

---

---

---

---

---

**Instructions:**

---

---

---

---

---

---

---

---

---

---





# Just One Owl

by Carolyn Crimi  
illustrated by Janie Bynum



Name: \_\_\_\_\_

## Help Owl and Bat plan a night party!

List the food, drinks, and games to bring. Design a cake with a friendship theme!

### Food

---

---

---

---

---

---

---

---

### Drinks

---

---

---

---

---

---

---

---

### Games

---

---

---

---


---

---

---

---

### Draw the cake.



# Just One Owl

by Carolyn Crimi  
illustrated by Janie Bynum



Name: \_\_\_\_\_

**Solve Owl and Bat math problems.**







---

 +  +  +  +  +  +  =  leaves



---

 +  +  +  =  bats

---

 +  +  +  +  +  =  deer






---

 +  +  =  squirrels


---

 +  +  +  +  +  +  +  =  stars

---

 +  +  +  +  =  owls

---



# Just One Owl





by Carolyn Crimi  
illustrated by Janie Bynum



Name: \_\_\_\_\_

## What do you think squirrels talk about?

What are these squirrels saying? Write in the speech bubbles. Color the comics.







# Just One Owl

by Carolyn Crimi  
illustrated by Janie Bynum



## Engineering project: Build a playhouse for Owl and Bat.

### Criteria:

1. You must have at least one moving part.
2. You must use some kind of wood (toothpicks, popsicle sticks, or other)
3. You must have a door on your playhouse.
4. You must use at least two colors.
5. You must make and hang a piece of art somewhere inside your playhouse.

Possible materials and tools: construction paper, colored cardstock, pencils, markers, scissors, crayons, glue, glue sticks, wooden toothpicks, craft sticks, buttons, brass fasteners, paper clips, pipe cleaners and sequins.

### Other ideas:

- As a class, create a list of animals that travel or live in pairs. Now make a list of solitary animals (animals that live alone.)
- Make a nighttime trail mix for you and your family. While you eat, take turns sharing everyone's favorite ingredient. Choices might include popcorn, chocolate chips, marshmallows, cereal pieces, pretzels, dried fruits, and nuts.
- When it gets dark outside, use binoculars and a flashlight to try to spot owls, bats, stars, and other nighttime wonders. Draw or write some of the things you see.
- Make a wanted poster for a new friend. What are you looking for in a friend?
- Draw a nighttime sky. Include lots of stars and some animals you might see there.
- Go outside and pretend you are a bat or owl. What are you looking for? How fast can you fly? Where can you rest?

### Journal ideas:

- Would you rather be friends with a bat or an owl? Explain your choice.
- What are some ideas for helping someone make a new friend?
- Do you think it's okay to have more than one friend? Explain your answer.
- Have you ever felt lonely? What did you do to feel better?
- Who was your favorite character in JUST ONE OWL? Explain your answer.



# Just One Owl

by Carolyn Crimi  
illustrated by Janie Bynum



## Center ideas:

Center ideas: [teachstarter.com/us/blog/how-to-set-up-learning-centers-classroom/](https://www.teachstarter.com/us/blog/how-to-set-up-learning-centers-classroom/)

### Friendship theme:

- Make friendship necklaces using beads or dry pasta.
- Make friendship pins using mini beads and safety pins.
- Write letters to friends. Deliver them!
- Include a copy of JUST ONE OWL and other friendship books.

### Nighttime theme:

- Design your own constellation of stars.
- Make a nighttime scene including animals and plants you might see in the dark.
- Make a star and give it to someone you think deserves to be treated like a star!
- Include a copy of JUST ONE OWL and other books that include nocturnal animals, stars, and friendship themes.

### Writing theme:

- Include paper, pencils, crayons, popsicle sticks, glue and a copy of JUST ONE OWL.
- Write a sequel story for Owl and Bat. Make it an adventure! Feel free to create additional characters, change the setting, or use a new theme.
- Make stick puppets of your story characters
- Share your story with classmates and leave it in the class library where it can be read again and again.

---

For information about the author or illustrator, visit: [CarolynCrimi.com](https://www.CarolynCrimi.com) or [JanieBynum.com](https://www.JanieBynum.com)

This activity kit was designed and produced by Janie Bynum. Special thanks to author and former elementary teacher [Ann Marie Stephens](#) for her expertise and work on the content.



I Like to Read®

HOLIDAY HOUSE • NEW YORK